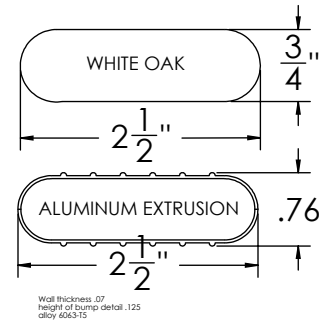


# PRODUCT SPECIFICATIONS

## IRON VALLEY SLATTED BACKLESS BENCH - 60"



Hardware:  
(6) 1/2" x 2 1/2"  
Stainless Steel Flat  
Head Bolts

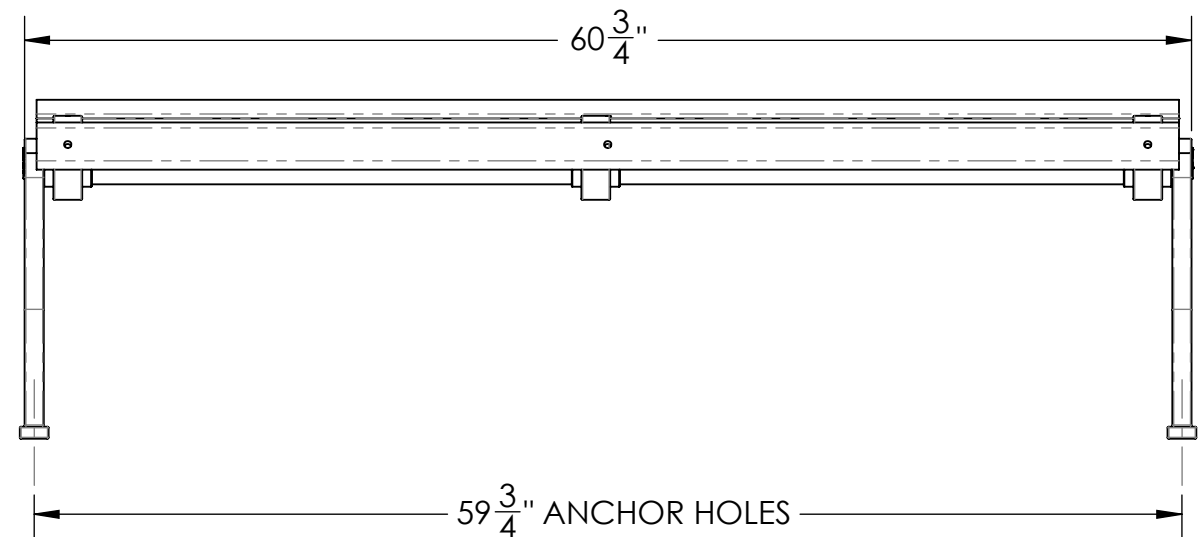
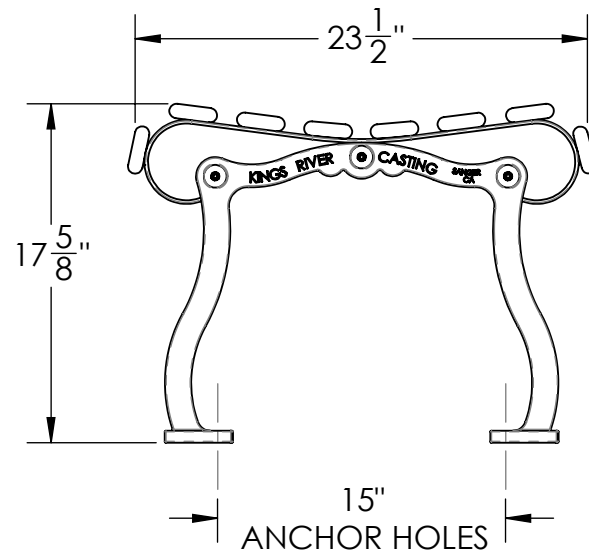
(6) Ø1/2"  
Mounting Holes

1 1/4" x .120  
Wall Round Tube Supports

Slats Are Formed From  
Astm 1018 Cold  
Rolled Steel Bar.  
1 1/2" x 3/16"

65-45-12 Ductile  
Iron Castings

- All metal fabricated parts are etched, phosphatized, preheated, primer powder coated, and final coat electrostatically powder coated.
- Colors include: Black, Evergreen, Dark Green White, Tan, Dark Brown, and Blue.
- Special order colors available.
- This product can ship either knocked down or assembled.



### NOTE:

It is not recommended to locate anchor bolts until the bench is in place. Anchor bolts not included.



### DESCRIPTION:

**IRON VALLEY SLATTED BACKLESS BENCH - 60"**

ADDRESS:  
1350 NORTH AVE.  
SANGER, CALIFORNIA 93857  
PHONE: (559) 875-8250  
FAX: (559) 875-1491  
kingsrivercasting@verizon.net

THE INFORMATION CONTAINED IN THIS DRAWING IS THE SOLE PROPERTY OF KINGS RIVER CASTING. ANY REPRODUCTION IN PART OR WHOLE WITHOUT THE WRITTEN PERMISSION OF KINGS RIVER CASTING IS PROHIBITED.

WEIGHT: 81 LBS  
MODEL NUMBER:

SCALE: 1:10

**IVSBBP- 60"**

SIZE  
**B**